

Scaled data based on original data using
LM-79-08 Approved Method: Electrical and Photometric Measurements of Solid-
State Lighting Products

Test Report Prepared for
Cooper Lighting Solutions
(formerly Eaton)

Brand: STREETWORKS

Report Number: P597246

Luminaire Tested: **PMM-SA1D-722-U-5NQ**

Issue Date: 5/27/2021

Test Information

Test Method: LM-79-08
Report Number: P597246
TEST IS SCALED FROM IESNA LM-79-08 TEST DATA (G2-1910-543-5)
Test Lab: INNOVATIONS CENTER
Issue Date: 5/27/2021
Manufacturer: COOPER LIGHTING SOLUTIONS (FORMERLY EATON)
Product Line: STREETWORKS
Catalog Number: PMM-SA1D-722-U-5NQ
Description: MESA POST TOP DECORATIVE LUMINAIRE. (1) LIGHTSQUARES WITH 16 LEDS EACH AND TYPE V NARROW OPTICS.
Light Source: -
Ballast/Driver: ELECTRONIC DRIVER

Summary

Lumens per Lamp: N/A
Luminaire Lumens: 5158 lumens
Efficiency: N/A
Efficacy: 77.0 lumens/watt
Luminous Opening: Rectangular (W 0.5' x L: 0.5' x H: 0')
IES Classification: Type V - Short
BUG Rating: B2 - U0 - G1

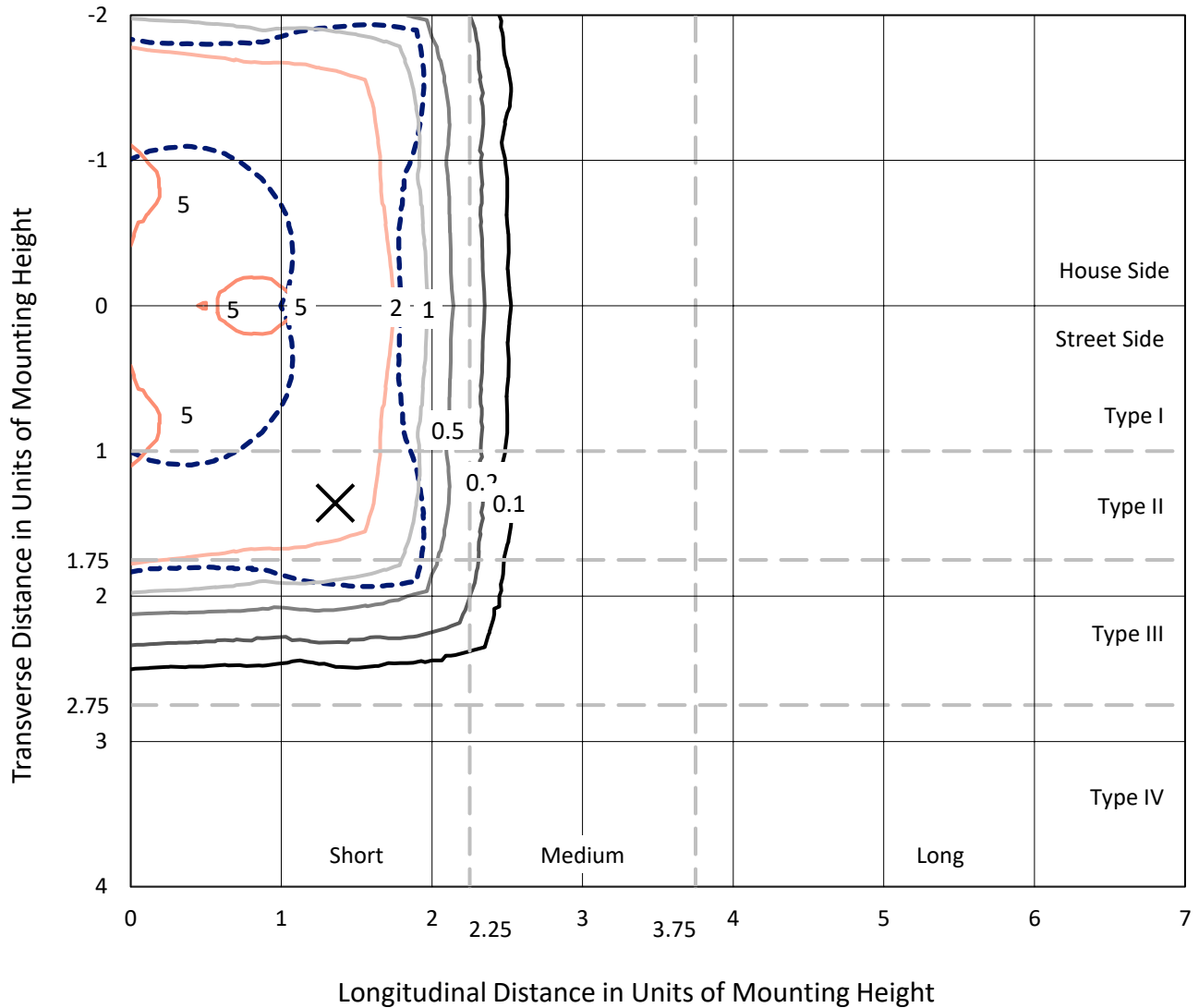
Input Watts (W): 67
Input Voltage (V): NR
Input Current (Ain): NR
Voltage Rise (V): NR
Power Factor: NR
Total Harmonic Distortion (THDi): NR
Frequency (hertz): 60
Stabilization Time: NR
Operation Time: NR
Ambient Temperature (°C): NR
Test Distance: 28.75 FT



REPORT NUMBER: P597246
 CATALOG NUMBER: PMM-SA1D-722-U-5NQ

Iso-Footcandle Lines of Horizontal Illumination

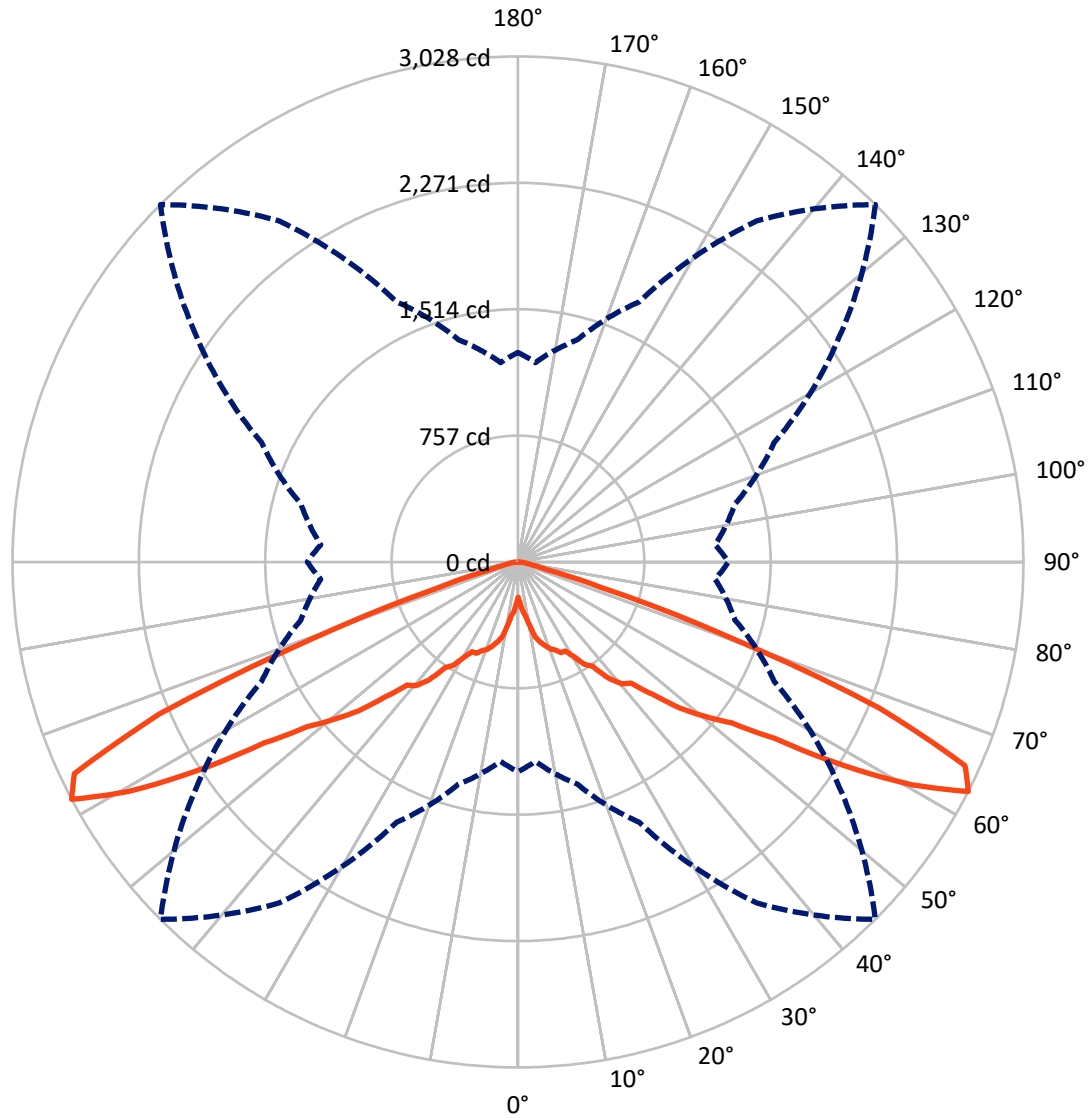
✕ Max cd
 - - - 1/2 Max cd



Based on 10 foot mounting height. Maximum calculated value = 5.6 fc
 Type V - Short - N/A

REPORT NUMBER: P597246
CATALOG NUMBER: PMM-SA1D-722-U-5NQ

Luminous Intensity Polar Plot



— Vertical Plane Through 45-Deg Lateral - - - Horizontal Cone Through 62.5-Deg Vertical

REPORT NUMBER: P597246

CATALOG NUMBER: PMM-SA1D-722-U-5NQ

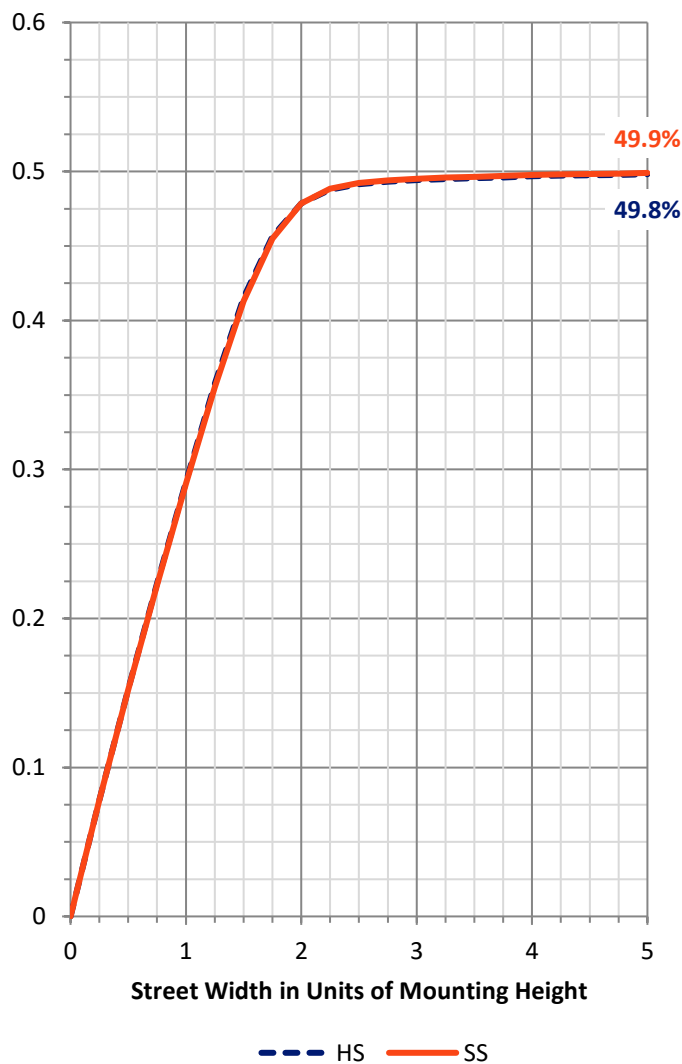
FLUX DISTRIBUTION:

		Downward	Upward	Total
House Side	Lumens	2579.0	0.0	2579.0
	% Fixture	50.0	0.0	50.0
Street Side	Lumens	2579.0	0.0	2579.0
	% Fixture	50.0	0.0	50.0
Total	Lumens	5158.0	0.0	5158.0
	% Fixture	100.0	0.0	100.0

ZONAL LUMENS:

Zone	Lumens	% Fixture
0°-10°	31.8	0.6
10°-20°	140.1	2.7
20°-30°	293.7	5.7
30°-40°	553.5	10.7
40°-50°	1004.5	19.5
50°-60°	1697.2	32.9
60°-70°	1268.8	24.6
70°-80°	141.9	2.8
80°-90°	26.4	0.5
90°-100°	0.0	0.0
100°-110°	0.0	0.0
110°-120°	0.0	0.0
120°-130°	0.0	0.0
130°-140°	0.0	0.0
140°-150°	0.0	0.0
150°-160°	0.0	0.0
160°-170°	0.0	0.0
170°-180°	0.0	0.0
0°-90°	5158.0	100.0
0°-180°	5158.0	100.0

Coefficient of Utilization

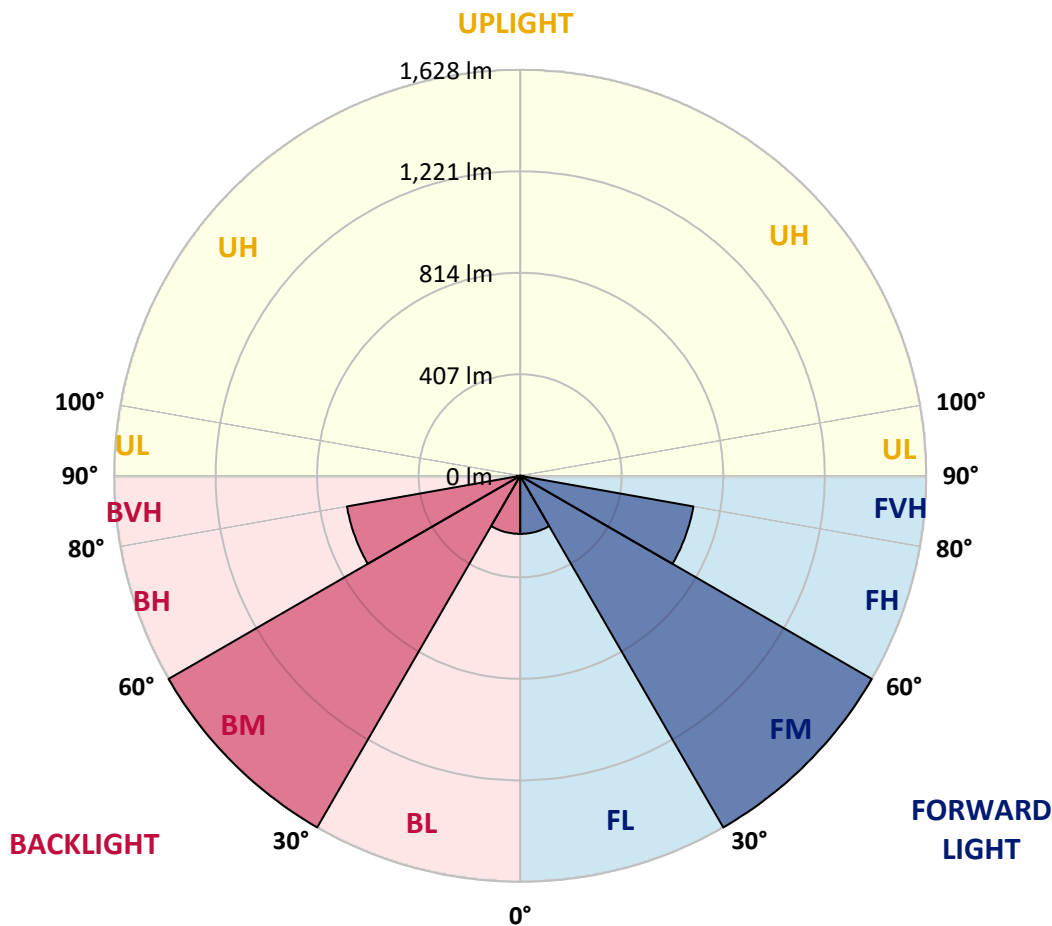


REPORT NUMBER: P597246
 CATALOG NUMBER: PMM-SA1D-722-U-5NQ

LUMINAIRE CLASSIFICATION SYSTEM LUMEN TABLE AND BUG RATING:

Zone	Lumens	% Fixture	Zone Rating/Lumen Limit		
			B	U	G
FL (0°-30°)	232.8	4.5			
FM (30°-60°)	1627.6	31.6			
FH (60°-80°)	705.4	13.7			G1/1800
FVH (80°-90°)	13.2	0.3			G1/100
BL (0°-30°)	232.8	4.5	B1/500		
BM (30°-60°)	1627.6	31.6	B2/2500		
BH (60°-80°)	705.4	13.7	B2/1000		G1/1800
BVH (80°-90°)	13.2	0.3			G1/100
UL (90°-100°)	0.0	0.0		U0/0	
UH (100°-180°)	0.0	0.0		U0/0	

BUG Rating: B2-U0-G1
 Type V Short





REPORT NUMBER: P597246
 CATALOG NUMBER: PMM-SA1D-722-U-5NQ

CANDELA DISTRIBUTION (FULL):

	0°	5°	15°	25°	35°	45°	55°	65°	75°	85°	90°
0°	210.9	210.9	210.9	210.9	210.9	210.9	210.9	210.9	210.9	210.9	210.9
2.5°	256.4	251.8	235.7	241.3	247.2	246.4	244.9	240.5	236.5	253.1	256.4
5°	326.9	316.5	310.8	306.2	305.1	293.8	309.3	307.6	312.9	321.7	330.3
7.5°	383.2	373.3	358.4	355.3	338.3	325.7	339.1	355.7	360.9	377.1	386.7
10°	403.7	395.1	397.9	383.8	383.0	386.5	383.6	387.4	401.2	399.3	406.5
12.5°	449.9	451.4	442.6	439.0	446.1	461.7	448.4	443.8	440.5	454.7	459.1
15°	493.1	501.7	487.3	485.0	482.0	496.5	482.2	489.2	495.2	498.2	496.5
17.5°	554.4	554.8	538.7	512.9	522.5	527.1	520.8	508.9	537.6	552.1	552.9
20°	594.7	596.2	564.3	524.0	551.3	555.5	552.3	527.3	565.5	589.7	588.6
22.5°	638.1	633.1	589.9	560.5	570.2	572.7	566.0	562.8	589.7	633.5	627.0
25°	667.3	676.5	633.5	614.6	606.5	600.6	609.2	610.9	638.4	678.2	656.2
27.5°	737.0	721.0	653.7	660.8	643.4	603.7	641.5	662.3	656.4	724.4	741.0
30°	798.9	799.3	704.9	718.5	686.2	654.1	695.0	725.0	717.7	804.8	789.0
32.5°	878.0	880.9	793.2	756.7	734.9	728.8	723.8	756.9	802.7	873.2	874.6
35°	963.4	988.6	869.4	831.0	793.9	767.0	796.0	841.9	871.7	984.4	964.5
37.5°	1129.8	1087.4	989.9	917.7	894.0	883.2	898.6	925.2	989.6	1086.8	1121.0
40°	1228.2	1216.5	1083.7	1023.2	931.7	960.3	951.9	1024.9	1078.2	1223.2	1226.3
42.5°	1378.7	1319.5	1200.1	1123.3	1041.1	991.5	1044.0	1142.0	1206.4	1329.0	1386.9
45°	1497.7	1421.7	1329.6	1271.3	1167.4	1130.7	1149.5	1275.0	1355.8	1440.0	1516.1
47.5°	1629.3	1547.0	1454.9	1351.2	1249.9	1309.7	1276.3	1386.7	1465.6	1586.2	1657.6
50°	1794.6	1703.5	1585.6	1500.0	1432.8	1453.8	1448.6	1527.3	1624.6	1734.6	1815.6
52.5°	1976.8	1873.7	1760.0	1680.5	1652.1	1600.1	1668.1	1700.4	1772.2	1872.9	1968.0
55°	2104.1	2001.1	1932.3	1957.9	1950.3	1866.8	1926.4	1929.8	1895.1	1931.4	2027.1
57.5°	2084.4	1986.0	1976.6	2073.3	2217.9	2298.7	2206.5	2008.5	1878.8	1861.8	1963.1
60°	1822.5	1738.4	1824.8	2043.1	2464.2	2710.2	2355.5	1949.1	1735.4	1647.1	1744.9
62.5°	1255.9	1199.1	1378.3	1719.5	2493.8	3027.7	2350.1	1693.7	1346.0	1185.6	1261.6
65°	595.3	574.8	726.1	1090.2	2077.3	2942.9	2053.1	1146.0	774.8	618.8	636.0
67.5°	223.9	213.6	266.5	481.6	1308.4	2334.1	1380.2	565.3	299.7	232.9	240.9
70°	127.2	119.8	126.7	175.6	526.7	1322.0	595.3	193.9	127.4	116.0	123.6
72.5°	100.1	94.4	95.5	106.2	181.7	519.0	192.6	110.6	92.5	87.9	94.6
75°	82.7	77.6	77.4	83.3	106.0	168.5	108.9	84.6	74.9	71.6	77.0
77.5°	65.7	62.7	63.6	68.2	76.0	94.2	78.9	68.4	61.5	57.5	61.3
80°	48.1	47.6	51.0	55.2	56.7	63.4	59.2	55.2	49.1	43.4	44.9
82.5°	31.5	31.7	38.0	41.3	40.7	40.5	42.4	42.2	36.7	28.7	28.7
85°	18.0	18.5	23.3	26.0	25.6	20.4	26.9	27.1	23.5	17.4	16.8
87.5°	5.9	7.3	10.1	10.7	10.3	5.7	10.3	11.3	10.3	7.3	6.5
90°	0.0	0.0	0.0	0.0	0.0	0.0	0.0	0.0	0.0	0.0	0.0

(END OF REPORT)